

# Unit 2: What are you doing now?

Grade 5

## Objectives

In this unit, you will:




- ▶ discuss what is happening now.
- ▶ talk about what people usually do.
- ▶ answer comprehension questions.
- ▶ write sentences and compositions about what you are doing at a particular time.

## A Listening and speaking

### LESSON ONE

#### Activity 1

In groups of four or five, describe what you see in the pictures and answer the questions below.



#### Exercise 1: Answer these questions.

1. What is the girl in picture 1 doing?
2. What is the man in picture 2 doing?
3. What is the man in picture 5 doing?
4. Name the activities in pictures 3, 4 and 6.

## Listening practice

### Activity 2

Your teacher will read to you a list of different professions. Listen carefully and mention what the different professionals do. Your teacher will guide you.

**Exercise 2:** In your exercise book, write about the different professionals in your area.

## LESSON TWO

### Activity

In groups of four, discuss what you usually do at home and at school. Mime different activities such as reading, writing, singing, dancing, counting, washing, etc.

As you do an activity, let your partners say what you are doing.

**Example:** (as you sweep) What am I doing?

**Your partners:** You are sweeping the classroom.

As your partners mime an activity, describe what they are doing.

**Example:** (as your partners draw pictures) What are we doing?

**You:** You are drawing pictures.

## Drawing

**Exercise 3:** Draw pictures showing some of the activities you participate in at home and at school.

## LESSON THREE

### Vocabulary practice

### Activity

Give correct information about yourself.

- What do you do in the morning?
  - at home?
  - at school?
- What do you do when you go to:
  - the shop?
  - the bus station?
  - the zoo?

**Exercise:** When and where do you do the following actions?

Form sentences using each of the words in the box.

sleep	buy	dance	draw	clean	play
pray	read	sing	sweep	wash	write

**Examples:** (a) I **buy** bread from the shop.  
 (b) I **sing** with my friends everyday.

### LESSON FOUR

#### Grammar: Language Practice

#### The present continuous tense

##### Activity

What is happening in the pictures?



1 What is the nurse doing?



2 What is the shopkeeper doing?



3 What is the tailor doing?



4 What is the potter doing?

**Exercise 1:** Read the following table and write sentences in the present continuous tense about what is going on. Then answer the questions.

Activity	Person
clean the blackboard	Ajebe
close the door	Truwha
write in the exercise book	Defersha
walk in class	Elham

**Example:** **Question:** What is Ajebe doing?

**Answer:** Ajebe is cleaning the blackboard.

1. What is Truwha doing?
2. What is Defersha doing?
3. What is Elham doing?

**Exercise 2:** Complete the following conversation with the correct present continuous form of the verbs in the brackets.

**Saba :** Zerfu! How are you? What \_\_\_\_\_ (you/do) these days?

**Zerfu :** I \_\_\_\_\_ (learn) to drive.

**Saba :** Oh! What is it like? \_\_\_\_\_ (you/enjoy) it?

**Zerfu :** Yeah! What about you?

**Saba :** I \_\_\_\_\_ (work) in a new farm. I \_\_\_\_\_ (try) to start a poultry farm.

**Zerfu :** It's a good idea. We'll talk about it tomorrow.

**Saba :** Fine. See you.

## LESSON FIVE

### What is ... doing?

#### Activity

Work with your partner. Show pictures or photos to your partner. Ask your partner to tell you what is happening in the picture or photo. As your partner tells you what is happening, let him/her also say what is not happening.

**Example:** Roba is eating food. He is not drinking water.

**Exercise:** Study the pictures and tell what is happening. The first one is done for you.

1



Sada is brushing her teeth.

2



Sada is not brushing her teeth.  
She is \_\_\_\_\_.

3



Henok is \_\_\_\_\_.

4



Henok is not washing plates.  
He is \_\_\_\_\_.

5



Woizero Shitaye is \_\_\_\_\_.

6



Woizero Shitaye is not watering flowers.  
She is \_\_\_\_\_.

**Grammar highlight:**

**Present continuous tense** is used to describe actions taking place at the moment. *am / are / is + verb - ing*

*I am*

*he / she / it is*

*We / they / you are*

*learning*

## LESSON SIX

## The present simple tense

## Activity 1

With a partner, read the text below and point out the verbs.

Abaynesh is a doctor. She is from Harar, but now she lives in a small village in the Somali region. She treats many patients everyday. When she notices new types of illnesses, she consults Black Lion Hospital in Addis Ababa for support and advice. She works 12 hours a day. She loves her job. She isn't married. She has no free time.

**Exercise 1:** Read the information about Mohammed and use it to write a paragraph about him.

Job	farmer
From	Adula
Live	Nejo
Plant	coffee
Work	10 hours
Married	yes
Free time	visit Agricultural Development Centre

## Activity 2

Read the sentences. Compare the verbs in each pair of sentences and construct ten similar sentences.

1. Zenebech sweeps her room everyday. Today she is making a ball.
2. Makida washes her clothes everyday. Today she is drawing pictures.
3. Ato Asegid makes furniture everyday. Today he is planting cabbage.
4. Yasin goes to the mosque every Friday. Today he is watching games on TV.
5. Mulu goes to church every Sunday. Today she is weaving a mat.

**Exercise 2:** Complete these sentences in your exercise book. Follow the sentence structure in the exercise above.

1. Every Wednesday we play volleyball. Today .....
2. He goes shopping every Saturday. Today .....
3. She sings with her friends everyday. Today .....
4. They visit the sick every Sunday. Today .....

**Exercise 3:** Write four sentences about what your friends and family usually do and what they are doing today.

**Example:** Dawit washes clothes on Friday. Today, he is cleaning the compound.

**Grammar highlight:**

The present simple tense shows actions which we do repeatedly.

I / we / you / they he / she / it	go to school everyday. goes to school everyday.
--------------------------------------	--

**LESSON SEVEN**

**A telephone conversation**

**Activity 1**

Read the telephone conversation in pairs. What kind of words are used?

- Befekadu** : Hello!
- Hajera** : Dawit speaking. May I help you?
- Befekadu** : Yes, Dawit. How are you?
- Hajera** : I am very fine, thank you.
- Befekadu** : Can I speak to your daddy, please?
- Hajera** : I am very sorry. Daddy is not at home now.
- Befekadu** : What about your mother? Is she around?
- Hajera** : Yes, she is.
- Befekadu** : Let me talk to her, please.
- Hajera** : Hold the line. Here she is.
- Befekadu** : Thank you, Good-bye.
- Hajera** : Good-bye.

**Exercise:** Put the following conversation in order and read it with a partner.

I am fine. Thank you. And you?

I am ok, thanks.

Hello, Lisa, It's Obang.

Obang! How are you?



**Activity 2**

In groups of 5 - 6, play the game, **What am I doing?**

Share information with your partners. From the information you give and share, let your partners guess what you are doing.

**Example:**

I am in the classroom. I have a red pen. I have a pile of exercise books in front of me. What am I doing?

Your partners should guess what you are doing. "You are marking exercise books."

**B Reading****LESSON EIGHT****Comprehension****Activity**

Discuss the following questions in groups of four.

1. What are some of the domestic animals that you know?
2. What are some of the wild animals that you know?
3. Which animals do you like and why?
4. Which animals don't you like and why?

**Exercise 1:** Read the passage and answer the questions below.

**The Animal Leader**

Long ago, all the wild animals used to live without a leader. One day, they **held** a meeting and decided to choose their leader.

The first animal to show interest in becoming a leader was Lion. It was seconded by Hyena, Fox, Tiger and Leopard. The lion stood up to talk, and said; "Fellow animals, choose me as your leader. I am strong and tough. I will be able to **protect** you against our enemies."

After the lion, Zebra said, "Choose me as your leader. I would be a good leader because I am clean and gentle." Zebra warned the fellow animals against choosing the lion as a leader. He **argued** that the lion might **mistreat** them because it is tough. Giraffe, Monkey, Chimpanzee and Gorilla were of the same opinion.



Lastly, Elephant said, “We need a leader who is honest, **caring** and approachable. I think I am that kind of leader.” Elephant got the biggest number of supporters who included Buffalo, Hare, Baboon, Rhino, Kangaroo, Antelope and Hippopotamus. The elephant became the first leader of the wild animals.

1. Why did the animals hold a meeting?
2. Which animal first showed interest in being a leader?
3. How many animals wanted to become leaders?
4. What kind of person do you think makes a good leader?
5. Which of the three animals would you have chosen? Give reasons to explain your opinion.

**Exercise 2:** Match the words in Table A with their meaning in Table B based on the passage below.

A	B
held	guard
protect	treat badly
caring	conducted
argued	kind
mistreat	said

## C Writing

### LESSON NINE

#### Guided composition I

#### A letter from Alemayehu

##### Activity

Work with a partner to complete the letter with the correct words from the box.

thinking    know    sent    shall    a lot    visited    hope

Dear Hagose,

I received the postcard you ..... to me. We started our holidays yesterday. We are now here at home enjoying ..... of food and fresh fruits.

We were ..... of you this morning. We thought it might be nice if you ..... us for the holidays.

We ..... be going to Djibouti to visit our uncle. He is a ship captain. We ..... to see the Port of Djibouti and also to learn how to swim.

Let us ..... if you are coming.

I hope to see you soon.

Yours,

Alemayehu

**Exercise:** Write a letter to your friend. Tell him/her where you are and what you are doing.

## LESSON TEN

### Guided composition II

#### Activity

Form groups of five people and rearrange the following sentences to write a short story about Abeba.

1. At school, she learns different lessons and plays games.
2. She feels cool after swimming and goes back home.
3. After cleaning the dining room, she watches TV with her young brother.
4. Abeba is ten years old.
5. The game she often plays is table tennis.
6. At home she helps her mother to cook food.
7. She is a pupil in Grade 5 at Selam Primary School.
8. When the food is ready, she cleans the dining room.
9. After playing table tennis, she swims in the pool.
10. She goes to school everyday.

**Exercise:** Imagine you are Abeba. Write a composition about how you spend your free time.

**Start:** My name is Abeba. I am ten years old. I am a student at Selam Primary School. I go to school everyday ....

## LESSON ELEVEN

## Dictation

## Activity

Your teacher will read short sentences to you. Listen carefully and write the sentences in your exercise book. Compare your sentences with those of your friends.

**Exercise 1:** Write eight sentences about yourself. Read and compare your sentences with those of your friend.

**Exercise 2:** Choose the correct form of the verb.

1. I **wash** / **am washing** my face everyday.
2. Look! It's **raining** / It **rains**. We can't go out.
3. What **are you doing** / **do you do** tonight?
4. **Are you going** / **Do you go** out?
5. Where **are you going** / **do you go** on vacation?
6. I **am trying** / **try** to find my pen.

## LESSON TWELVE

## Activity

**A** Which activities do you participate in when you go to the following places? Do the work in your exercise book.

**Example:** Garden: weeding, planting, harvesting, watering, transplanting, sowing

Place	Activity
playground	
classroom	
pool	
market	
shop	
garden	
kitchen	
living room	



**Exercise:** What are the favourite places in your home area? What do you do when you go to those places? Do the work in your exercise book.

### LESSON THIRTEEN

#### Revision Exercise

##### A. Rearrange the letters to write correct words

1. aegcnlni                      2. hiswagn                      3. tiwngr                      4. wingadr

##### B. Give correct answers to the questions. Use the words in brackets.

1. What is she doing? (wash her clothes)
2. What is her father doing? (milk the cow)
3. What are the teachers doing? (talk to the students)
4. What do the children eat at school? (bread and eggs)
5. What does he plant in the garden? (beans and cabbage)
6. What does she wear on Thursday? (a red jacket)

##### C. Complete the sentences with the correct words.

1. He ..... shoes with a small brush everyday. Today he is .....
2. She ..... a yellow skirt when she is at school. Today she is .....
3. She ..... bread and sells it to students. Today she is .....
4. We ..... pictures every Friday. Today we are .....
5. The woman is ..... porridge in the kitchen. She is not .....
6. The boys are ..... firewood. They are not .....
7. Ferede always ..... his answers in ink. Today he is .....
8. Rebika ..... fishing on weekends. Today she is .....
9. Roro's aunt is ..... cows. She is not .....
10. Our teachers are..... students for their examinations. They are not .....

