


# UNIT 2: HOW MANY BOOKS

## LESSON ONE

Directions: Look at the picture and tell what is happening.



Directions: Listen as your teacher sings a number song. Follow the words and sing the song with your teacher.

### Number Song

One, Two, Three, Four, Five  
Once I caught a fish alive.  
Six, Seven, Eight, Nine, Ten  
Then I put it back again.

Directions: Read the numbers and words as you sing the numbers from 1 to 10.

1	2	3	4	5
one	two	three	four	five
6	7	8	9	10
six	seven	eight	nine	ten

## LESSON TWO

Directions: Read the numbers and words as you count from 11 to 20.

11	12	13	14	15
eleven	twelve	thirteen	fourteen	fifteen
16	17	18	19	20
sixteen	seventeen	eighteen	nineteen	twenty

## LESSON THREE

Directions: Copy the numbers 11–20 and the number words into your exercise book. Draw a set of circles for each number.

Number	Number Word	Set of Circles
11	eleven	
12	twelve	
13	thirteen	
14	fourteen	
15	fifteen	
16	sixteen	
17	seventeen	
18	eighteen	
19	nineteen	
20	twenty	

## LESSON FOUR

Directions: With a partner, practise asking about age and telling your age.

# LESSON FIVE

Directions: Copy the sentences into your exercise book. Count the objects. Write the number of objects in the gap.


1. There are \_\_\_\_\_ carrots.



2. There are \_\_\_\_\_ chickens.



3. There are \_\_\_\_\_ cats.



4. There are \_\_\_\_\_ dogs.



5. There are \_\_\_\_\_ bicycles.




6. There are \_\_\_\_\_ balls.











## LESSON SIX

Directions:  
Look at the  
pictures and  
tell how many  
balls are in  
each.



## LESSON SEVEN

Directions: Look at the words and pictures of singular and plural objects. Listen as your teacher reads the words and counts the objects. Point to the objects as your teacher names them.

Singular Nouns	Plural Nouns (add -s)
carrot 	carrots 
hand 	hands 
stick 	sticks 
chicken 	chickens 

Directions: Look at the singular and plural words. Listen and point to the words as your teacher reads them.

Singular Nouns	Plural Nouns (add -es)
watch	watch <u>e</u> s
dress	dress <u>e</u> s
fox	fox <u>e</u> s
bus	bus <u>e</u> s
box	box <u>e</u> s

## LESSON EIGHT

Directions: Look at the whole words and contractions as your teacher explains them.

Whole Words	Contractions
There is not	There isn't
There are not	There aren't


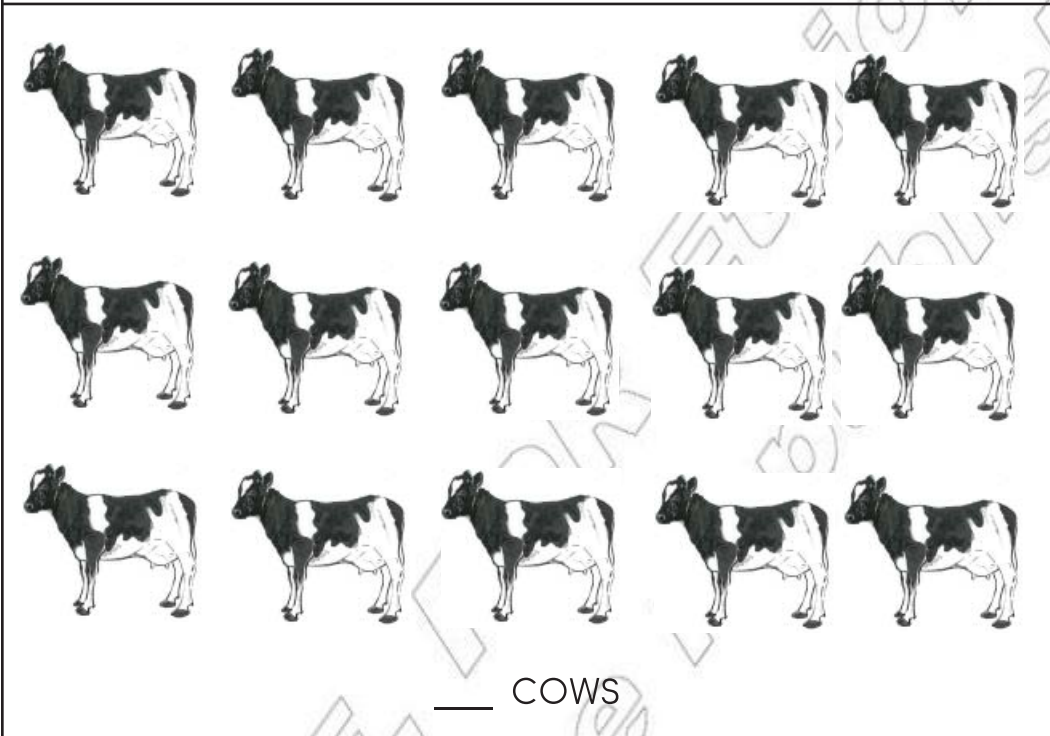

## LESSON NINE

Directions: Copy the table into your exercise book and fill in the missing numbers.


1		3		
6			9	10
	12			
16		18		20

## LESSON TEN

Directions: Count how many animals or objects are in each box. Write the number and copy the names of the animals and objects into your exercise book.








\_\_\_ camels



\_\_\_ tomatoes



\_\_\_ pencils



\_\_\_ balls

Directions: Listen as your teacher reads Part One of the story, “Yonas and the Animals.”

## Yonas and the Animals

### Part One

Twelve year old Yonas is watching his animals. Yonas has goats and sheep. Hakim asks Yonas to watch his goats and sheep while he gathers firewood for his family. Yonas has a stick. He watches the animals carefully to guard them from harm. It is a very hot day. Yonas knows he must get the animals to the watering hole before the sun gets stronger. He leads the way to the watering hole.



## LESSON ELEVEN

Directions: Listen as your teacher reads Part Two of the story, “Yonas and the Animals.”

### Yonas and the Animals

#### Part Two

When Yonas reaches the watering hole he sees other boys and animals. As all the animals drink the water, Yonas counts the goats and sheep.

Yonas has 8 goats. His friend Hakim has 7 goats. That makes 15 goats. When Yonas counts, he finds all 15 goats. Then he counts the sheep. Yonas has 6 sheep and Hakim has 5 sheep. Together that makes 11 sheep; but Yonas can only find 10 sheep. One of Yonas’s brown sheep is missing!



Directions: Listen as your teacher reads Part Three of the story, “Yonas and the Animals.”

## Yonas and the Animals

### Part Three

Yonas begins to look for his missing sheep. He walks around the watering hole calling the sheep. “Bure, Bure,” he calls again and again. But he can’t find his sheep. Hakim comes to the watering hole. Yonas’s brown sheep is with him.

Yonas sees his sheep with Hakim. He says, “Hakim, I am so glad you have come to the watering hole and that you have found my missing sheep.” Now the sun is setting so the two boys gather all their animals together and go home.

## LESSON TWELVE

Directions: Follow your teacher’s directions to review what you learned in Unit 2.