













UNIT 12: WHAT ARE YOU WEARING?

LESSON ONE

Directions: Point to the pictures as your teacher says the words.

 <p>sandals</p>	 <p>cap</p>	 <p>coat</p>
 <p>shirt</p>	 <p>sweater</p>	 <p>dress</p>
 <p>shoe</p>	 <p>hat</p>	 <p>trousers</p>
 <p>head scarf</p>	 <p>socks</p>	 <p>jelabiya</p>

LESSON TWO

Directions: Chant “Shoes and Socks” as you do the actions.

LESSON THREE





Directions: Copy the sentences in your exercise book. Fill in the gaps with the words from the Word Bank.

1. I wear a _____ when I am cold.
2. I wear _____ on my feet.
3. Girls wear a _____ below their waist.
4. Boys wear _____ below their waist.
5. A _____ covers my head from the sun.

Word Bank		
coat	shirt	sandals
hat	cap	headscarf
trousers	skirt	sweater

LESSON FOUR

Directions: Look at the pictures and read the sentences with your teacher. Write sentences for I'm wearing... and I'm not wearing....

	
He is wearing a tie.	He isn't wearing a tie.
	
We are wearing caps.	We aren't wearing caps.

LESSON FIVE

Directions: Listen to the story as your teacher reads it two times.

My Little Brother

My little brother likes to be funny. He wears his shirt backwards. The buttons are never in the front of his shirt. They are always at the back. He walks barefoot and wears his brown sandals on his hands. Can you imagine what he does with his trousers? He wears them on his head! He wears a red scarf around his waist and socks on his hands. He looks very funny. He makes the family smile.

LESSON SIX

Directions: Look at the words in each box. Put each group of words in alphabetical order. Write them in your exercise book.

Group A

coat	shirt	hat	skirt	tie
------	-------	-----	-------	-----

Group B













hop	fly	swim	crawl
talk	eat	climb	jump

Group C

I'm	you're	he's	she's
we're	they're		

LESSON SEVEN

Directions: Look at the clothing items. Find the correct name for each one from the Word Bank and write it in your exercise book.

 1. _____	 2. _____	 3. _____	 4. _____
 5. _____	 6. _____	 7. _____	 8. _____
 9. _____	 10. _____	 11. _____	 12. _____

Word Bank			
dress	socks	sandals	shirt
cap	headscarf	shoes	skirt
jelabiya	hat	coat	trousers

LESSON EIGHT

Directions: Unscramble the letters to find clothing words. Use the Word Bank in Lesson Seven.

kstir	sreds	cpa	weastre
dehacarsf	htisr	sshoe	dsanlsa
aht	kscos	acto	soutresr

Family

Our family comes
 From many homes,
 Our hair is wavy,
 Our hair is black,
 Our hair is curled,

Our eyes are round,
Our skins are different
Shades of brown.
We're girls and boys,
We're big and small,
We're young and old,
We're short and tall.
We're everything
That we can be
And still we are
A family.
We laugh and cry,
We work and play,
We help each other
Every day.
The world's a lovely
Place to be
Because we are
A family.

Modified from: Family by Mary Ann Hoberman

Directions: Read the sentences with a partner and point to the pictures.

Father wears a blue sweater.

Berhanu wears yellow trousers.


Mother wears a red dress.

Almaz wears a short skirt.

Berhanu's green T-shirt is dirty.


Almaz wears sandals.

Father wears black shoes.



LESSON NINE

Directions: Describe the clothing in the pictures.



LESSON TEN

Directions: Look at the pictures and explain what you see.



Directions: Fill in the gaps with words from the Word Bank

1. First a farmer _____ the cotton.
2. Next the spinner takes the _____ out of the _____.
3. Then the spinner _____ it into thread.
4. Then the weaver _____ the thread to make _____.

Word Bank		
cotton	seeds	grows
weaves	cloth	spins

LESSON ELEVEN

Directions: Put the words in alphabetical order.

1.

fall	table	duster	sad	milk	bread
------	-------	--------	-----	------	-------

2.

dress	stick	blue	window	coat	long
-------	-------	------	--------	------	------

3.

cloudy	ruler	young	goat	apple	hat
--------	-------	-------	------	-------	-----

4.

Sunday	tea	windy	fish	bye	hat
--------	-----	-------	------	-----	-----

5.

fat	new	clean	young	water	thin
-----	-----	-------	-------	-------	------

6.

bell	empty	hello	like	nose	clean
------	-------	-------	------	------	-------

LESSON TWELVE

Directions: Copy the Clothing Word Search into your exercise book. Find the words listed below and circle them.

Clothing Word Search								
A	M	P	C	O	A	T	A	S
F	S	H	I	R	T	S	P	X
H	M	K	L	T	S	O	X	L
A	C	Q	G	N	C	V	F	G
T	B	W	Z	M	L	C	A	P

Words to Find
cap
coat
hat
shirt